

TOMEI Camshaft Spec Card

PART NAME **PROCAM** ENGINE **RB26DETT BNR32/BCNR33**

PART NUMBER SET - IN※ 1421290115 EX 1422290115

※BNR32/BCNR33/BNR34 compatible

GRIND	IN	290° / 11.50mm	SOLID	BACE	IN	Φ 30.0	ROCKER ARM RATIO*	VALVE CLEARANCE	IN	0.45
	EX	290° / 11.50mm	SOLID		CIRCLE(Φ)	EX			Φ 30.0	-

LIFT	IN	@CAM 11.50mm	@VALVE 11.05mm	LOBE	IN	110.0
	EX	@CAM 11.50mm	@VALVE 11.12mm		CENTER(°)	EX

* ALL LIFTS ARE BASED ON ZERO LASH AND THORETICAL ROCKER ARM RATIOS

CAM TIMING		OPENS(°)		CLOSES(°)		Actual Duration @ Opening(°)
Actual Duration	IN	BTDC	34.0	ABDC	76.0	290.0
Valve Lift	EX	BBDC	79.0	ATDC	31.0	290.0

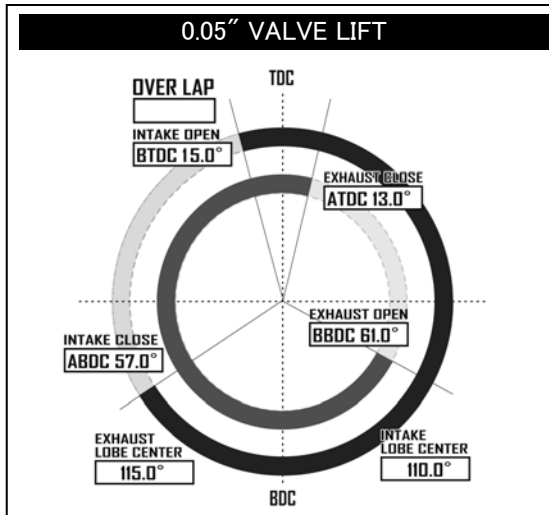
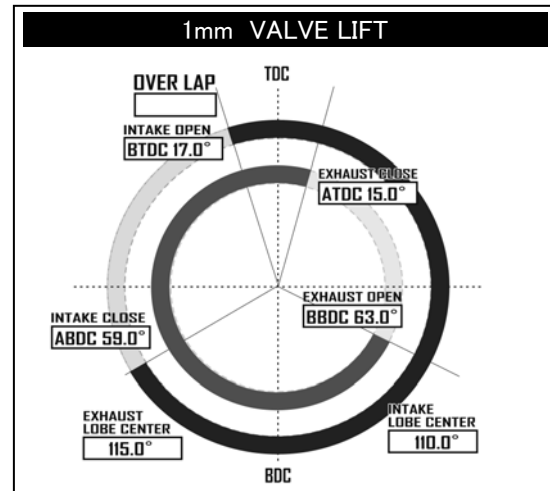
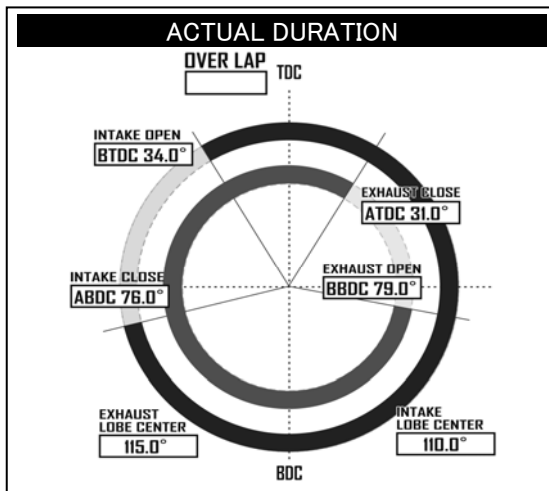
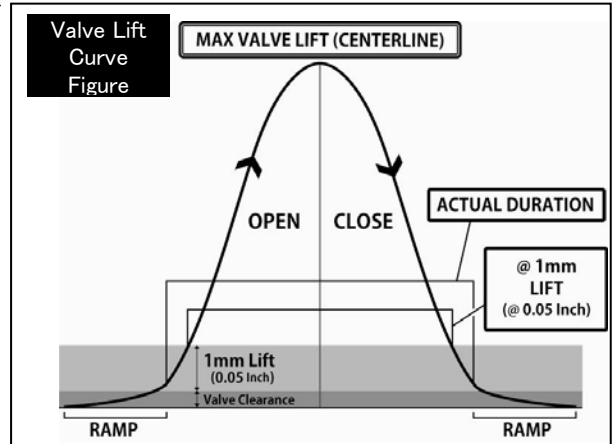
Values shown are, from start to the end of actual duration. (Excluding the ramp values)

CAM TIMING		OPENS(°)		CLOSES(°)		TOTAL DURATION(°)
at 1mm	IN	BTDC	17.0	ABDC	59.0	256.0
Valve Lift	EX	BBDC	63.0	ATDC	15.0	258.0

Values are of actual duration from start to end of 1mm value points. (Excluding ramp values)

CAM TIMING		OPENS(°)		CLOSES(°)		TOTAL DURATION(°)
at 0.05"	IN	BTDC	15.0	ABDC	57.0	252.0
Valve Lift	EX	BBDC	61.0	ATDC	13.0	254.0

Values are of actual duration from start to end of 0.05" value points. (Excluding ramp values)



REQUIRED VALVE SPRING SPEC	
NOMAL HEIGHT (mm)	45.0
SET LENGTH (mm)	40.2
LIFT LENGTH (mm)	29.0
COMPRESSED HEIGHT(mm)	28.0
SET LOAD (kgf)	24.0 ± 7%
LIFT LOAD (kgf)	97.8 ± 7%
TOMEI PART NUMBER	173002

REQUIRED PARTS	
PRODUCT NAME	TOMEI PART NUMBER
VALVE LIFTER	163005
MODIFICATION FOR BIGGER CAM	31101010
ADJUSTABLE CAM PULLEYS IN	152009
ADJUSTABLE CAM PULLEYS EX	152010
VALVE RECESSON 4VALVES	32109040