

TOMEI Camshaft Spec Card

PART NAME **PROCAM** ENGINE **RB26DETT BNR34**

PART NUMBER SET - IN※ 1421270108 EX 1426270108

※BNR32/BCNR33/BNR34 compatible

GRIND	IN	270° / 10.80mm	SOLID	BACE	IN	Φ 30.0	ROCKER ARM RATIO*	VALVE CLEARANCE	IN	0.45
	EX	270° / 10.80mm	SOLID		CIRCLE(Φ)	EX			Φ 30.0	-

LIFT	IN	@CAM 10.80mm	@VALVE 10.35mm	LOBE	IN	110.0
	EX	@CAM 10.80mm	@VALVE 10.42mm		CENTER(°)	EX

* ALL LIFTS ARE BASED ON ZERO LASH AND THORETICAL ROCKER ARM RATIOS

CAM TIMING		OPENS(°)	CLOSES(°)	Actual Duration @ Opening(°)
Actual Duration	IN	BTDC 24.0	ABDC 66.0	270.0
Valve Lift	EX	BBDC 71.0	ATDC 19.0	270.0

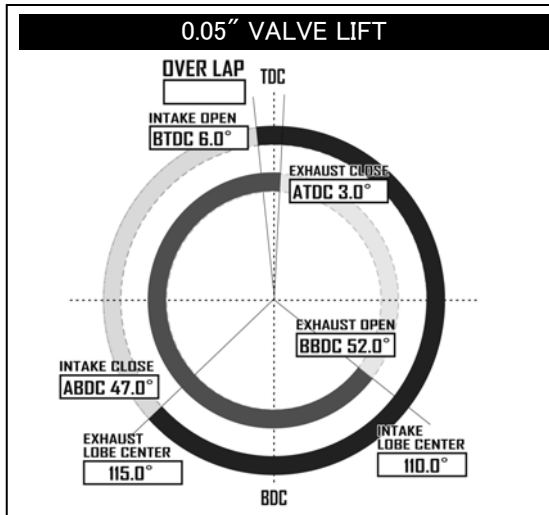
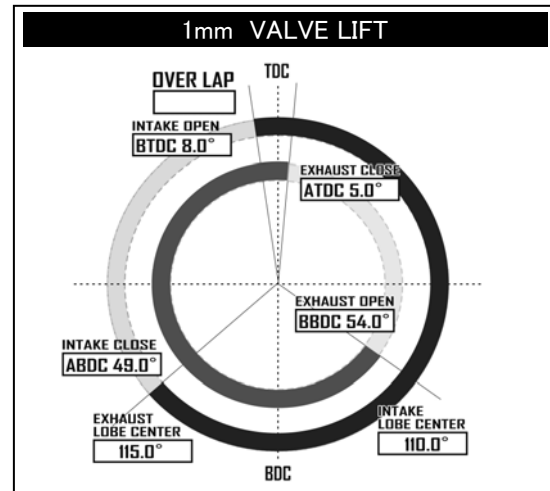
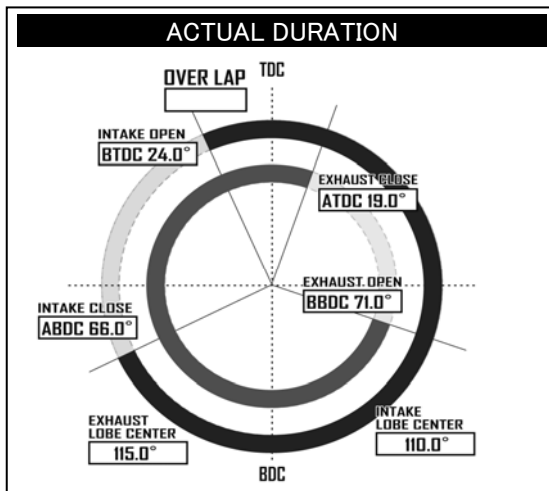
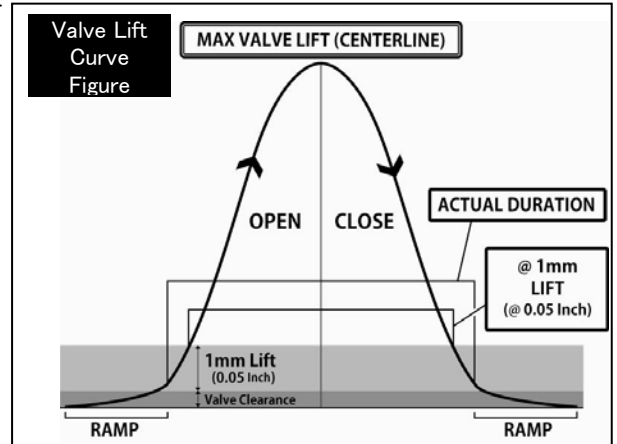
Values shown are, from start to the end of actual duration. (Excluding the ramp values)

CAM TIMING		OPENS(°)	CLOSES(°)	TOTAL DURATION(°)
at 1mm	IN	BTDC 8.0	ABDC 49.0	237.0
Valve Lift	EX	BBDC 54.0	ATDC 5.0	239.0

Values are of actual duration from start to end of 1mm value points. (Excluding ramp values)

CAM TIMING		OPENS(°)	CLOSES(°)	TOTAL DURATION(°)
at 0.05"	IN	BTDC 6.0	ABDC 47.0	233.0
Valve Lift	EX	BBDC 52.0	ATDC 3.0	235.0

Values are of actual duration from start to end of 0.05" value points. (Excluding ramp values)



REQUIRED VALVE SPRING SPEC	
NOMAL HEIGHT (mm)	44.0
SET LENGTH (mm)	37.7
LIFT LENGTH (mm)	27.2
COMPRESSED HEIGHT(mm)	26.1
SET LOAD (kgf)	24.0 ± 7%
LIFT LOAD (kgf)	77.2 ± 7%
TOMEI PART NUMBER	173001

REQUIRED PARTS	
PRODUCT NAME	TOMEI PART NUMBER
VALVE LIFTER	163005
MODIFICATION FOR BIGGER CAM	31101010
ADJUSTABLE CAM PULLEYS IN	152009
ADJUSTABLE CAM PULLEYS EX	152010
VALVE RECESSON 4VALVES	32109040