

# TOMEI Camshaft Spec Card

PART NAME **PROCAM** ENGINE **RB26DETT BNR32/BCNR33**

PART NUMBER SET - IN※ 1421260102 EX 1422260102

※BNR32/BCNR33/BNR34 compatible

GRIND	IN	260° / 10.25mm	SOLID	BACE	IN	Φ 30.0	ROCKER ARM RATIO*	VALVE CLEARANCE IN	0.45
	EX	260° / 10.25mm	SOLID		CIRCLE(Φ)	EX			Φ 30.0

LIFT	IN	@CAM 10.25mm	@VALVE 9.80mm	LOBE	IN	110.0
	EX	@CAM 10.25mm	@VALVE 9.87mm		CENTER(°)	EX

\* ALL LIFTS ARE BASED ON ZERO LASH AND THORETICAL ROCKER ARM RATIOS

CAM TIMING		OPENS(°)		CLOSES(°)		Actual Duration @ Opening(°)
Actual Duration	IN	BTDC	18.0	ABDC	62.0	260.0
Valve Lift	EX	BBDC	63.0	ATDC	17.0	260.0

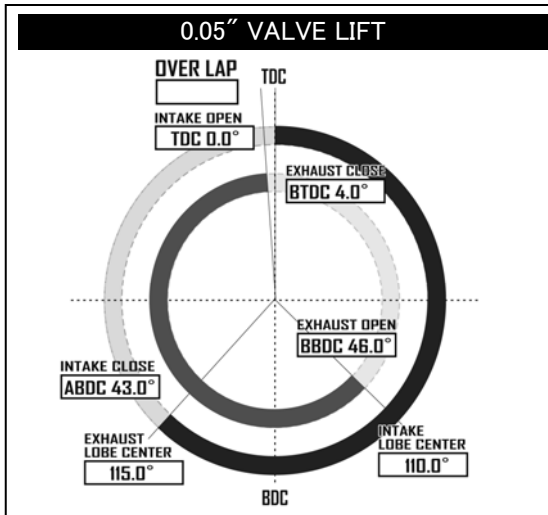
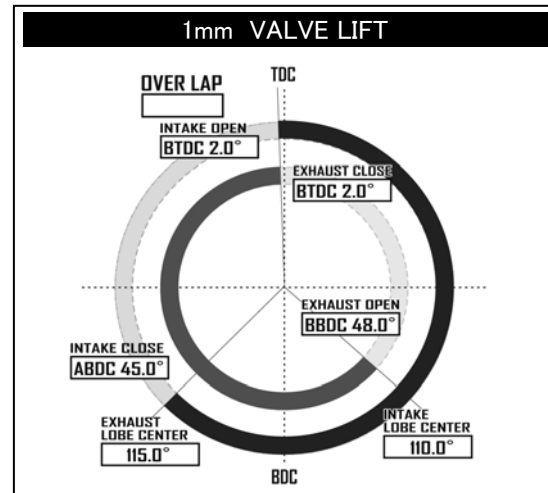
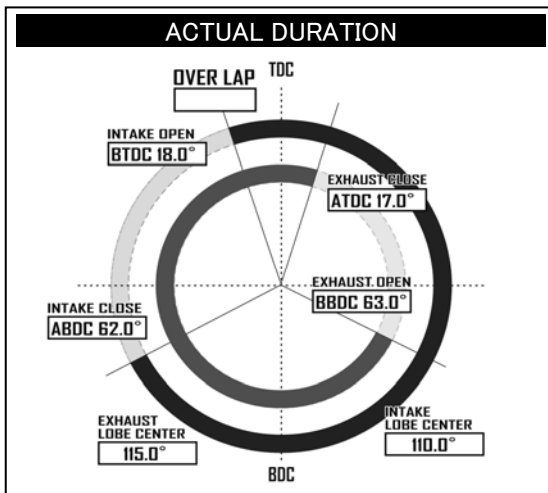
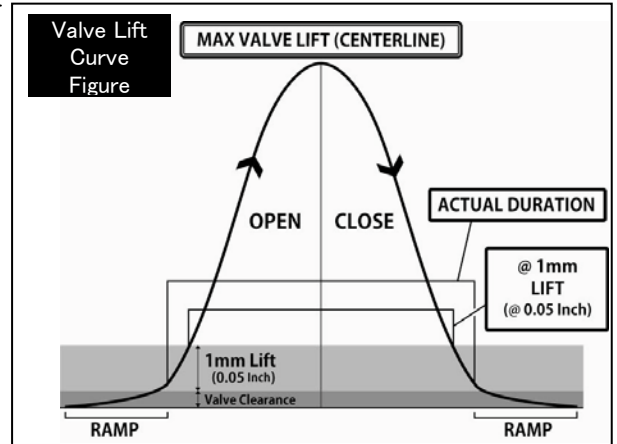
Values shown are, from start to the end of actual duration. (Excluding the ramp values)

CAM TIMING		OPENS(°)		CLOSES(°)		TOTAL DURATION(°)
at 1mm	IN	BTDC	2.0	ABDC	45.0	227.0
Valve Lift	EX	BBDC	48.0	BTDC	2.0	226.0

Values are of actual duration from start to end of 1mm value points. (Excluding ramp values)

CAM TIMING		OPENS(°)		CLOSES(°)		TOTAL DURATION(°)
at 0.05"	IN	TDC		ABDC	43.0	223.0
Valve Lift	EX	BBDC	46.0	BTDC	4.0	222.0

Values are of actual duration from start to end of 0.05" value points. (Excluding ramp values)



REQUIRED VALVE SPRING SPEC	
NOMAL HEIGHT (mm)	44.0
SET LENGTH (mm)	37.7
LIFT LENGTH (mm)	27.2
COMPRESSED HEIGHT(mm)	26.1
SET LOAD (kgf)	24.0 ± 7%
LIFT LOAD (kgf)	77.2 ± 7%
TOMEI PART NUMBER	173001

REQUIRED PARTS	
PRODUCT NAME	TOMEI PART NUMBER
VALVE LIFTER	163005
ADJUSTABLE CAM PULLEYS IN	152009
ADJUSTABLE CAM PULLEYS EX	152010