

TOMEI Camshaft Spec Card

PART NAME PROCAM ENGINE RB26DETT BNR34

PART NUMBER SET - IN※ 1421252091 EX 1426252091

※BNR32/BCNR33/BNR34 compatible

GRIND	IN	252° / 9.15mm	SOLID	BACE	IN	Φ32.0	ROCKER ARM RATIO*	VALVE CLEARANCE IN	0.45
	EX	252° / 9.15mm	SOLID	CIRCLE(Φ)	EX	Φ32.0	-	WHEN COLD EX	0.38

LIFT	IN	@CAM 9.15mm	@VALVE 8.70mm	LOBE	IN	110.0
	EX	@CAM 9.15mm	@VALVE 8.77mm	CENTER(°)	EX	115.0

* ALL LIFTS ARE BASED ON ZERO LASH AND THORETICAL ROCKER ARM RATIOS

CAM TIMING		OPENS(°)	CLOSES(°)	Actual Duration @ Opening(°)
Actual Duration	IN	BTDC 14.0	ABDC 58.0	252.0
Valve Lift	EX	BBDC 59.0	ATDC 13.0	252.0

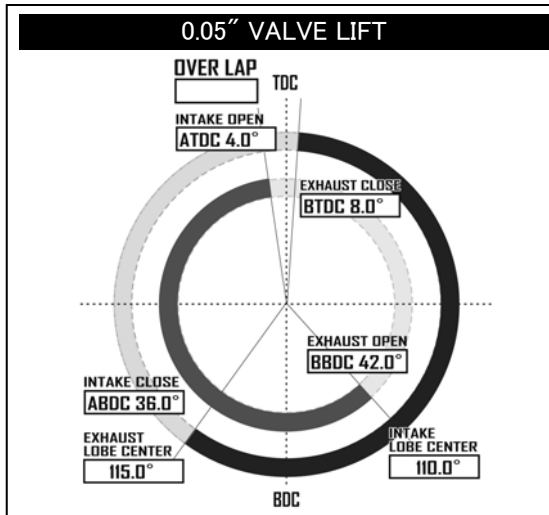
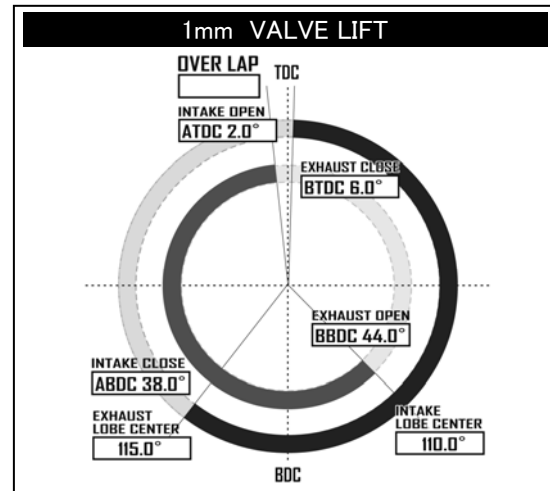
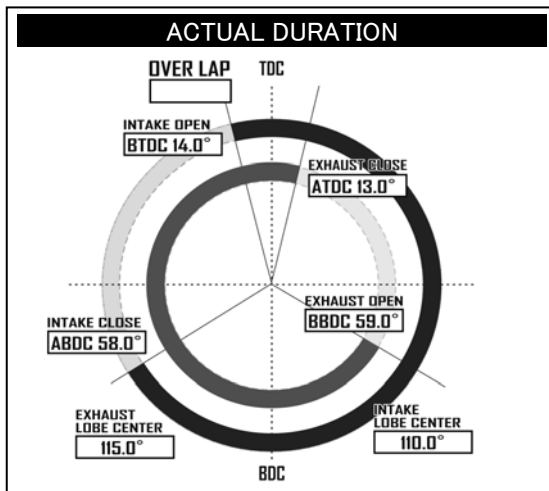
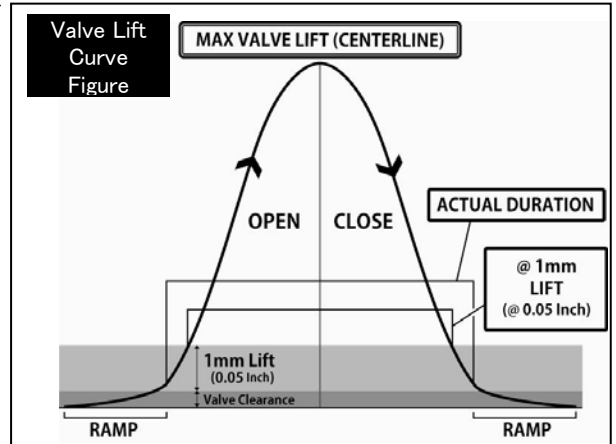
* Values shown are, from start to the end of actual duration. (Excluding the ramp values)

CAM TIMING		OPENS(°)	CLOSES(°)	TOTAL DURATION(°)
at 1mm	IN	ATDC 2.0	ABDC 38.0	216.0
Valve Lift	EX	BBDC 44.0	BTDC 6.0	218.0

* Values are of actual duration from start to end of 1mm value points. (Excluding ramp value)

CAM TIMING		OPENS(°)	CLOSES(°)	TOTAL DURATION(°)
at 0.05"	IN	ATDC 4.0	ABDC 36.0	212.0
Valve Lift	EX	BBDC 42.0	BTDC 8.0	214.0

* Values are of actual duration from start to end of 0.05" value points. (Excluding ramp value)



REQUIRED VALVE SPRING SPEC	
NOMAL HEIGHT (mm)	44.0
SET LENGTH (mm)	37.7
LIFT LENGTH (mm)	27.2
COMPRESSED HEIGHT(mm)	26.1
SET LOAD (kgf)	24.0 ± 7%
LIFT LOAD (kgf)	77.2 ± 7%
TOMEI PART NUMBER	173001

REQUIRED PARTS	
PRODUCT NAME	TOMEI PART NUMBER
ADJUSTABLE CAM PULLEYS IN	152009
ADJUSTABLE CAM PULLEYS EX	152010