

TOMEI Camshaft Spec Card

PART NAME **PONCAM / PROCAM** ENGINE **G4KF/HYUNDAI GENESIS COUPE**

PART NUMBER SET 143074 IN 14B0260100 EX 14B1250098

GRIND	IN	260° / 10.00mm	SOLID	BACE	IN	Φ34.4	ROCKER ARM RATIO*	VALVE CLEARANCE	IN	0.20
	EX	250° / 9.80mm	SOLID	CIRCLE(Φ)	EX	Φ36.4	-	WHEN COLD	EX	0.30

LIFT	IN	@CAM 10.00mm	@VALVE 9.80mm	LOBE	IN	125.0
	EX	@CAM 9.80mm	@VALVE 9.50mm	CENTER(°)	EX	115.0

* ALL LIFTS ARE BASED ON ZERO LASH AND THORETICAL ROCKER ARM RATIOS

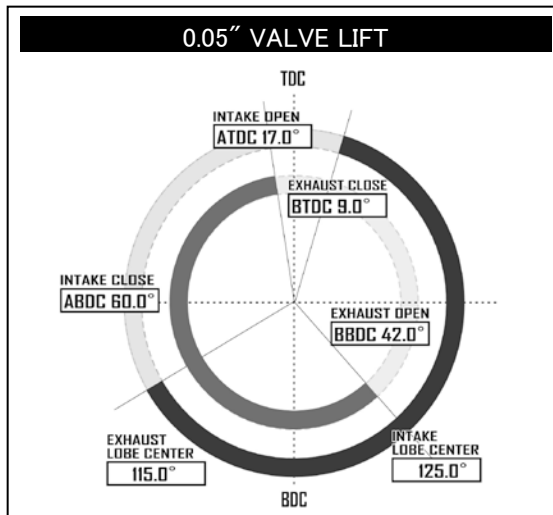
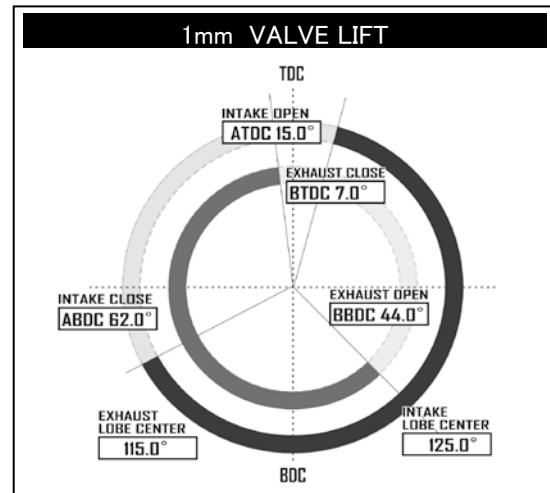
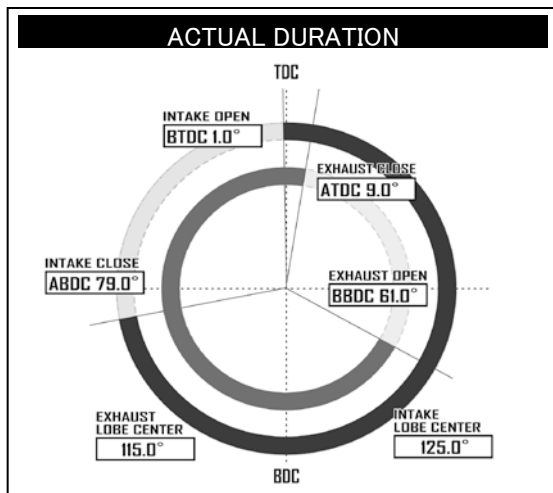
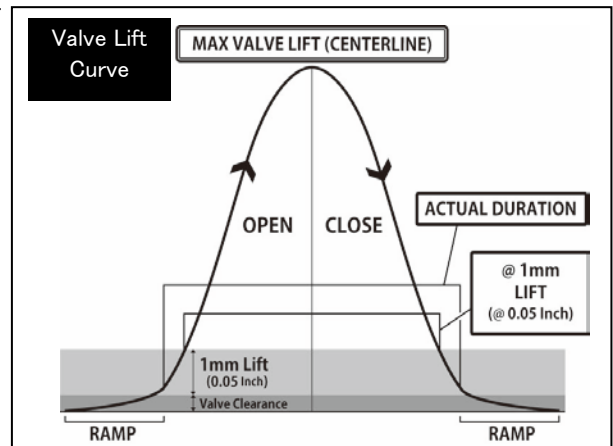
CAM TIMING		OPENS(°)		CLOSES(°)		Actual Duration @ Opening(°)
Actual Duration	IN	BTDC	1.0	ABDC	79.0	260.0
Valve Lift	EX	BBDC	61.0	ATDC	9.0	250.0

CAM TIMING		OPENS(°)		CLOSES(°)		TOTAL DURATION(°)
at 1mm	IN	ATDC	15.0	ABDC	62.0	227.0
Valve Lift	EX	BBDC	44.0	BTDC	7.0	217.0

Values are of actual duration from start to end of 1mm value points. (Excluding ramp values)

CAM TIMING		OPENS(°)		CLOSES(°)		TOTAL DURATION(°)
at 0.05"	IN	ATDC	17.0	ABDC	60.0	223.0
Valve Lift	EX	BBDC	42.0	BTDC	9.0	213.0

Values are of actual duration from start to end of 0.05" value points. (Excluding ramp values)



REQUIRED VALVE SPRING SPEC	
NOMAL HEIGHT	41.6mm
SET LENGTH	35.0mm
LIFT LENGTH	23.0mm
COMPRESSED HEIGHT	21.5mm
SET LOAD	27.0kgf ± 7%
LIFT LOAD	85.0kgf ± 7%
TOMEI PART NUMBER	163051

REQUIRED PARTS	
PRODUCT NAME	TOMEI PART NUMBER